

GATEPOST

SPRING 2007

Welcome

I hope you were able to find some time to visit 'Security 2007' at Darling Harbour in July.

It was interesting to see how so much high-technology is being applied to security solutions, and to see that FAAC products are right up there with the world's best.

In this issue we discuss gate safety systems.

For some time our industry has lobbied governments to require photobeam safety devices to be incorporated into all swing gate installations.

When this happens, and we believe it will, FAAC is well-positioned to be able to respond immediately to the demands of the new legislation.

This is because FAAC believes in "non-contact" safety devices versus "contact" devices.

Picture a pedestrian standing in the way of a swinging gate that doesn't have photobeams installed but does have a safety edge on the gate.

The devices react the same (stopping or reversing the gate) but with the safety edge, the pedestrian will be struck by the gate(s) and could sustain injury.

If photobeams were installed, the gate(s) would never strike the pedestrian, thus avoiding the possibility of injury.

Because we believe that safety is the most important component of any gate installation, we will always have the safest solution for all your gate requirements, now and in the future.

Oscar Ianni, Director

Damage to boom gates caused by 'tailgaters' beaten

The problem suffered in parking lots of damage to boom gates caused by "tailgaters" trying to beat the system of having to pay for their parking has been resolved with a new pivoting arm mechanism.

A case in point has been the Royal Prince Alfred Hospital in Sydney's Camperdown.

The Hospital has been experiencing its share of problems with 'Tailgaters' seeking to escape paying parking fees by following closely behind cars exiting the parking lot.

They often collect the boom as it descends.

Not only does this tend to snap the boom, it can also severely damage the operating mechanism and often require the entire unit to be replaced.

The problem has been solved by a pivoting arm originally developed for



The pivoting mechanism is shown here.

use on Europe's high-speed motorway tollgates.

When a vehicle strikes the boom, even if travelling at speed, the pivot opens and the boom is simply pushed out of the way.

From experience we know this is a critical problem for parking lot operators.

Finally a solution has been found and FAAC is first on the market with this cost-saving innovation.



FAAC
AUTOMATED ENTRY SOLUTIONS

42/378 Parramatta Road Homebush 2140
Phone: (02) 8756 5644 Fax: (02) 8756 5677
Email: sales@faac.com.au
www.faac.com.au

FAAC secures Las Vegas high rise

Imagine this! Four 40-story buildings housing 1,300 residents inside a walled, gated community with 8 pools, 3 restaurants, two gyms.

This massive complex is now under construction in the American city of Las Vegas.

For security reasons there are only two ingress and egress points with 24-hour manned security booths for visitor traffic.

Residents use single in/out security card lanes. As you'd expect the resident gates experience extremely heavy traffic at most times of the day.

FAAC worked with the project developer and subsequently installed heavy duty Model 400 EG (extended geometry) hydraulic gate mounted operators.

Famous for use in heavy traffic, residential and commercial applications, the 400 offers reliability and speed - perfect for handling heavy, ornamental gates.

The Model 400 operators are performing superbly. Regular operator inspections and maintenance are carried out due to the heavy duty requirements.




Las Vegas high rise condominiums under construction.

ATMs still target for ram raiders

The NSW Police Property Crime Squad continues to report the success being achieved by ram raids on ATMs where protective barriers were missing or inadequate.

In a typical incident, on April 17 an ATM ram raid was committed at a Hotel at Condell Park during the early hours of the morning.

The offenders used a four wheel drive and van to smash through the front glass doors to knock over and steal a free standing ATM.



ATM ram raids are headline news

The police report noted that there was no bollard system protecting the entrance of the premises.

Furthermore, there was no bollard system immediately surrounding the stolen ATM.

Furthermore, many 'bollards' are insufficient protection as they're simply hollow pipes bolted to the ground no protection when rammed by a stolen vehicle.

During the early hours of Thursday May 24, an attempted ATM ram raid occurred at a video store/shopping mall at Castle Hill.

The offenders targeted an ATM mounted through a glass wall at the front of a video shop.

The offenders used a vehicle to knock over two hollow bollards bolted to the ground.

The ATM was rammed a number of times; however the offenders were unable to dislodge it from an attached chain guard system.



The new FAAC 391 has been specifically designed for swinging articulated applications. It operates on 24Volt DC low voltage and has a battery backup.

One of the great aspects of this product is that it can work with large pillars because it 'reaches' around them.

It also features adjustable integrated mechanical stops so there's no need for in-ground stops that can be both dangerous and unsightly.

The new 2-wire non-polarised BUS technology control board makes installation much simpler than with 6-wire safety beam wiring. The electronic control board is easily programmed with three buttons and an LED.

For double gates you can install a unit with integrated control board (391E) and operate the other gate with a 'slave' unit (391). One unit controls both.

The brilliant new FAAC 391

Gate Safety Systems



Gate Operator
The swing gate operator (either gate mounted or in-ground) automates the gate



Since 1965, FAAC has become an industry leader in the development and promotion of safer automated gate systems.

FAAC's swinging and sliding gates are among the safest available with their focus on protecting people, not vehicles.

The anti-entrapment and security protection provided by all gate operating systems can and should be improved with photobeams, loop detectors, sensing edges and/or other similar devices.

We strongly recommend that devices such as the new 391 be installed in gate automation.

The anti-entrapment and security protection provided by all gate operating systems can and should be improved with photobeams, loop detectors, sensing edges and/or other similar devices.



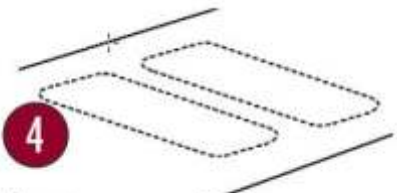
Control Panel
The "brain" of the gate system, the control panel is usually housed in a fibreglass or metal weather-resistant enclosure along with other important access control devices. For security and safety, it is recommended that this enclosure be lockable. Another recommended option is to install a "pre-wired" control system from the manufacturer that provides accurate, organised wiring which is extremely helpful in future troubleshooting or repairs.



Access Control Options

A variety of access control devices are available including these conventional options:

- Keypad: provides multiple codes for different visitors such as relatives, workers, regular deliveries etc.
- Keyswitch/card reader: simplified access control using a special key or coded plastic card.
- Telephone entry: connects to existing phone lines and features distinctive ring to alert you that someone is at the gate. Gates can be opened from the phone itself, and a "hold open" feature allows for gates to remain open for extended periods of time.
- Radios: radio receiver plugs into control panel and transmitters are conveniently kept in vehicles or on key-ring.



Loops
Normally used to activate traffic lights, Inground loop detectors can also signal your gate operator to open or close. But remember, they're designed to protect vehicles only, not to protect pedestrians or individuals inside the fenced area.



Photo-beams
Photo-beams protect anything that "breaks" the beam (vehicles, pedestrians, animals, children) which causes a reversal of the gate operators. Two sets of photo-beams are recommended for best coverage



Free Exit
For residential purposes, this in-ground loop or radio system automatically opens and closes your gate system to allow guests or visitors to exit your property without you having to do anything.



Gate stops (concealed)
Gate stops are required on all FAAC gate systems. Stops limit the extent of gate travel and help protect the operator from damaging wear and tear. Stops can be fabricated and attached to the gate leaves, but don't look particularly attractive and can also create unsafe "pinch points". These problems can be solved by installing gate stops that are totally concealed inside the gate operator cover.



Warning Light
A warning light will alert anyone near the gate of its imminent movement plus help to illuminate the gate area.



Battery Back-up
Having a battery back-up unit as part of your gate system provides the peace of mind of knowing that your gate will continue to operate even if the power goes out.

540 gearmotor for industrial sectional doors attracts interest

In our last issue we mentioned the FAAC 540 that makes it easy to replace or upgrade industrial door gear-motors. What a response we've had!

As a result we've decided to tell you a bit more about it.

One of the 540's most appreciated features is its unique torsion bar drive. This is usually used for direct fitting onto a 1 inch diameter transmission shaft.

For different diameter shafts, or where space limitations require an alternative fitting, the 540 also has a chain transmission application.

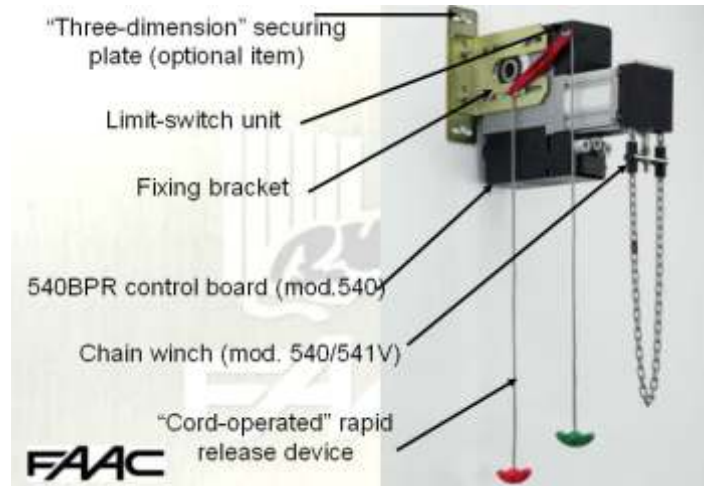
It can be used when:

- The shaft diameter is other than 1 inch
- No side space is available for motor positioning
- The door shaft is too short for motor positioning
- The door requires a lifting torque of over 50Nm

To enable moving the door in the event of a black-out, the FAAC 540 can be supplied with a manually operated winch, using a ring-chain to transmit the motion provided by the user.

When developing this system, we set out to create an 'automatic' engagement device that combines ease-of-use with a high level of reliability.

To avoid the chain 'jumping' on the pulley, we introduced two guide-sleeves, which ensure perfect winding of the chain on the pulley, even in case of chain wandering, thus maintaining the chain rings synchronization with the pulley spaces.



Hydraulic or electromechanical - which is best?

One question always arises when gate operating mechanisms are being specified - should it be hydraulic or electromechanical?

Because FAAC make both varieties, and have an unmatched wealth of experience in gate operating systems, we can provide a very simple answer to this question.

- For high-volume commercial operation, hydraulic is usually the best.
- For lower-volume residential use, electromechanical operation will probably be the most suitable.

Hydraulic devices are basically very simple. They have no complex transmission mechanisms and no gears.

Their long life expectancy is at least 4 times the equivalent electromechanicals.

They also provide high force in a compact device, more than twice the equivalent electromechanicals.

They're ideal for difficult and aggressive environments (dust, sand, or salt) and their movement is silent and

smooth because there are no gears with teeth or worm screw transmitting the movement.

FREE CD



We're pleased to offer our readers a CD with all FAAC gate installation manuals.

This valuable information pack will be useful in preparing tenders and quotes as well as when planning installations.

It contains all product dimensions and full details of how each product is fitted and installed. To get your copy just ring us on (02) 8756 5644 or send an email to: sales@faac.com.au.

Where to find us

FAAC
Unit 42, 378 Parramatta Road,
Homebush NSW 2140
Phone: (02) 8756 5644
Fax: (02) 8756 5677
Email: sales@faac.com.au
Website: www.faac.com.au

